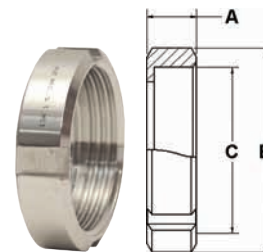


European Fittings - DIN

DIN 11851 Round Nuts - 13R

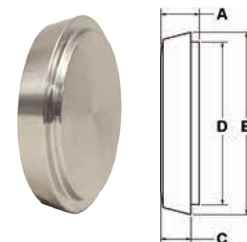
Nominal Size	A (mm)	B (mm)	C (mm)	304 Stainless Steel Part Number
1"	21.0	63.0	52 x 1/6	13R-G100DIN
1½"	21.0	78.0	65 x 1/6	13R-G150DIN
2"	22.0	92.0	78 x 1/6	13R-G200DIN
2½"	25.0	112.0	95 x 1/6	13R-G250DIN
3"	30.0	127.0	110 x 1/4	13R-G300DIN
4"	31.0	148.0	130 x 1/4	13R-G400DIN



Sanitary Fittings

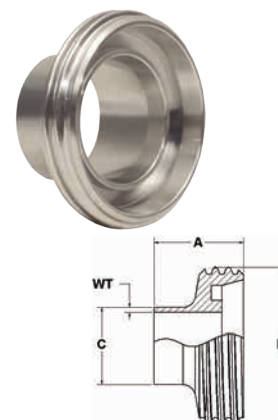
DIN Blank Caps - 16AMP

Nominal Size	A (mm)	B (mm)	C (mm)	D (mm)	316 Stainless Steel Part Number
1"	13.0	44.0	9.9	35.0	16AMP-R100DIN
1½"	13.0	56.0	9.9	48.0	16AMP-R150DIN
2"	14.0	68.0	10.9	61.0	16AMP-R200DIN
2½"	16.0	86.0	11.9	79.0	16AMP-R250DIN
3"	16.0	100.0	11.9	93.0	16AMP-R300DIN
4"	20.1	120.0	15.0	114.0	16AMP-R400DIN



DIN Welding Males - 15A

Nominal Size	WT (mm)	A (mm)	B (mm)	C (mm)	316 Stainless Steel Part Number
1"	1.6	29.0	52 x 1/6	25.4	15A-R100DIN
1½"	1.6	33.0	65 x 1/6	38.1	15A-R150DIN
2"	1.7	35.0	78 x 1/6	51.0	15A-R200DIN
2½"	1.6	40.0	95 x 1/6	63.5	15A-R250DIN
3"	1.6	45.0	110 x 1/4	76.2	15A-R300DIN
4"	2.0	54.0	130 x 1/4	101.6	15A-R400DIN



DIN Welding Liners - 14A

Nominal Size	WT (mm)	A (mm)	B (mm)	C (mm)	316 Stainless Steel Part Number
1"	1.6	22.0	44.0	25.4	14A-R100DIN
1½"	1.6	26.0	56.0	38.1	14A-R150DIN
2"	1.7	28.0	68.0	51.0	14A-R200DIN
2½"	1.6	32.0	86.0	63.5	14A-R250DIN
3"	1.6	37.0	100.0	76.2	14A-R300DIN
4"	2.0	44.0	121.0	101.6	14A-R400DIN

